

# Syntax Analysis Part 2

**Dr. Ir. Bart Kienhuis**  
**Computer Systems Group**  
**LIACS**

1

## Follow Sets

### ⌘ Rules for Follow Sets

- ⊠ First put \$ (the end of input marker) in Follow(S) (S is the start symbol)
- ⊠ If there is a production  $A \rightarrow aBb$ , (where a can be a whole string) **then** everything in FIRST(b) except for  $\epsilon$  is placed in FOLLOW(B).
- ⊠ If there is a production  $A \rightarrow aB$ , **then** everything in FOLLOW(A) is in FOLLOW(B)
- ⊠ If there is a production  $A \rightarrow aBb$ , where FIRST(b) contains  $\epsilon$ , **then** everything in FOLLOW(A) is in FOLLOW(B)

2

## ***Bottom-Up Parsing***

- ⌘ LR methods (Left-to-right, Rightmost derivation)
  - ☒ LR(0), SLR, Canonical LR, LALR
- ⌘ Other special cases:
  - ☒ Shift-reduce parsing
  - ☒ Operator-precedence parsing

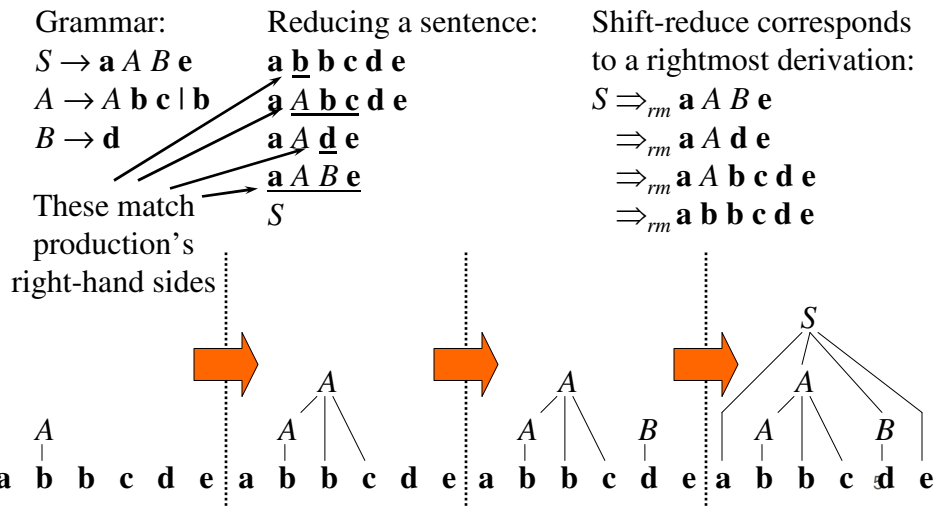
3

## ***Operator-Precedence Parsing***

- ⌘ Special case of shift-reduce parsing
- ⌘ We will not further discuss (you can skip textbook section 4.6)

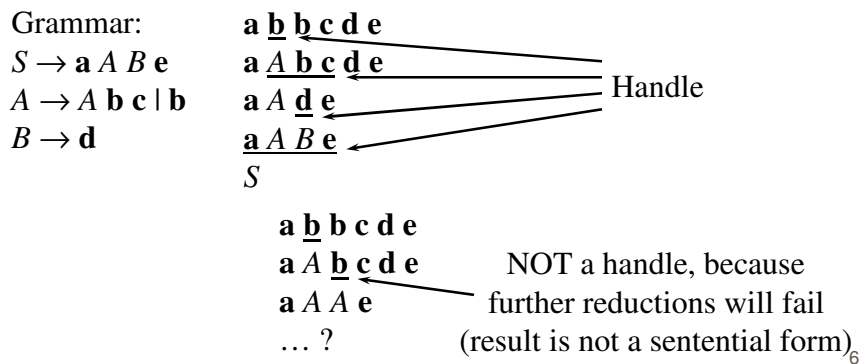
4

# Shift-Reduce Parsing



# Handles

A *handle* is a substring of grammar symbols in a *right-sentential form* that matches a right-hand side of a production



# Stack Implementation of Shift-Reduce Parsing

Grammar:  
 $E \rightarrow E + E$   
 $E \rightarrow E * E$   
 $E \rightarrow ( E )$   
 $E \rightarrow \text{id}$

Stack	Input	Action
\$	id+id*id\$	shift
<u>\$id</u>	+id*id\$	reduce $E \rightarrow \text{id}$
\$E	+id*id\$	shift
\$E+	id*id\$	shift
<u>\$E+id</u>	*id\$	reduce $E \rightarrow \text{id}$
\$E+E	*id\$	shift (or reduce?)
\$E+E*	id\$	shift
<u>\$E+E*id</u>	\$	reduce $E \rightarrow \text{id}$
<u>\$E+E*E</u>	\$	reduce $E \rightarrow E * E$
<u>\$E+E</u>	\$	reduce $E \rightarrow E + E$
\$E	\$	accept

Find handles to reduce

How to resolve conflicts?

7

## Conflicts

- ⌘ Shift-reduce and reduce-reduce conflicts are caused by
  - ☒ The limitations of the LR parsing method (even when the grammar is unambiguous)
  - ☒ Ambiguity of the grammar

8

## Shift-Reduce Parsing: Shift-Reduce Conflicts

Ambiguous grammar:  
 $S \rightarrow \text{if } E \text{ then } S$   
 $\quad | \text{if } E \text{ then } S \text{ else } S$   
 $\quad | \text{other}$

Resolve in favor  
of shift, so **else**  
matches closest **if**

Stack	Input	Action
\$...	...\$	...
\$...if <i>E</i> then <i>S</i>	<b>else</b> ...\$	shift or reduce?

9

## Shift-Reduce Parsing: Reduce-Reduce Conflicts

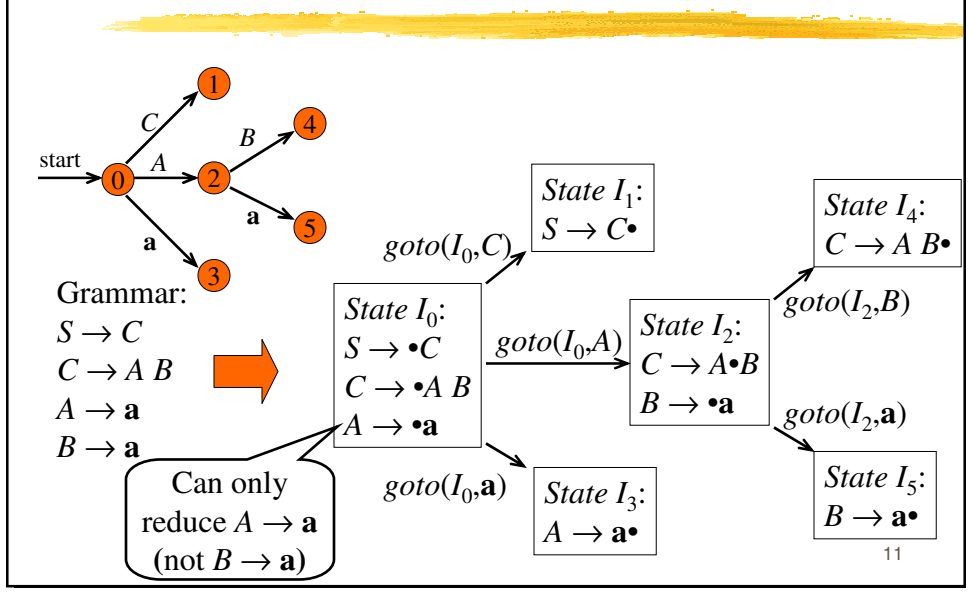
Grammar:  
 $C \rightarrow A B$   
 $A \rightarrow \mathbf{a}$   
 $B \rightarrow \mathbf{a}$

Resolve in favor  
of reduce  $A \rightarrow \mathbf{a}$ ,  
otherwise we're stuck!

Stack	Input	Action
\$	aa\$	shift
\$ <u>a</u>	a\$	reduce $A \rightarrow \mathbf{a}$ or $B \rightarrow \mathbf{a}$ ?

10

# LR(k) Parsers: Use a DFA for Shift/Reduce Decisions

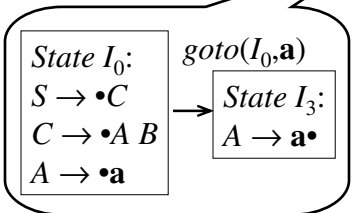


# DFA for Shift/Reduce Decisions

The states of the DFA are used to determine if a handle is on top of the stack

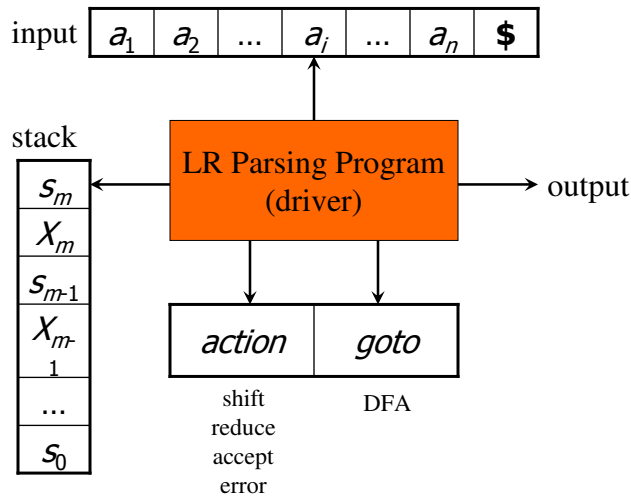
Grammar:

- $S \rightarrow C$
- $C \rightarrow AB$
- $A \rightarrow a$
- $B \rightarrow a$



Stack	Input	Action
\$ 0	aa\$	start in state 0
\$ 0	aa\$	shift (and goto state 3)
\$ 0 a 3	a\$	reduce $A \rightarrow a$ (goto 2)
\$ 0 A 2	a\$	shift (goto 5)
\$ 0 A 2 a 5	\$	reduce $B \rightarrow a$ (goto 4)
\$ 0 A 2 B 4	\$	reduce $C \rightarrow AB$ (goto 1)
\$ 0 C 1	\$	reduce $S \rightarrow C$
\$ 0 S 1	\$	accept

## Model of an LR Parser



13

## LR Parsing

Configuration (= LR parser state):

$$(s_0 X_1 s_1 X_2 s_2 \dots X_m s_m, a_i a_{i+1} \dots a_n \$)$$

stack
input

If  $action[s_m, a_i] = \text{shift } s$ , then push  $a_i$ , push  $s$ , and advance input:

$$(s_0 X_1 s_1 X_2 s_2 \dots X_m s_m a_i s, a_{i+1} \dots a_n \$)$$

If  $action[s_m, a_i] = \text{reduce } A \rightarrow \beta$  and  $goto[s_{m-r}, A] = s$  with  $r=|\beta|$  then pop  $2r$  symbols, push  $A$ , and push  $s$ :

$$(s_0 X_1 s_1 X_2 s_2 \dots X_{m-r} s_{m-r} A s, a_i a_{i+1} \dots a_n \$)$$

If  $action[s_m, a_i] = \text{accept}$ , then stop

If  $action[s_m, a_i] = \text{error}$ , then attempt recovery

14

## Example LR Parse Table

Grammar:

1.  $E \rightarrow E + T$
2.  $E \rightarrow T$
3.  $T \rightarrow T * F$
4.  $T \rightarrow F$
5.  $F \rightarrow ( E )$
6.  $F \rightarrow id$

state	action					goto			
	id	+	*	(	)	\$	E	T	F
0	s5			s4			1	2	3
1		s6				acc			
2		r2	s7		r2	r2			
3		r4	r4		r4	r4			
4	s5			s4			8	2	3
5		r6	r6		r6	r6			
6	s5			s4				9	3
7	s5			s4					10
8		s6			s1				
9			s7		r1	r1			
10		r3	r3		r3	r3			
11		r5	r5		r5	r5			

Shift & goto 5

Reduce by production #1

## Example LR Parsing

- Grammar:
1.  $E \rightarrow E + T$
  2.  $E \rightarrow T$
  3.  $T \rightarrow T * F$
  4.  $T \rightarrow F$
  5.  $F \rightarrow ( E )$
  6.  $F \rightarrow id$

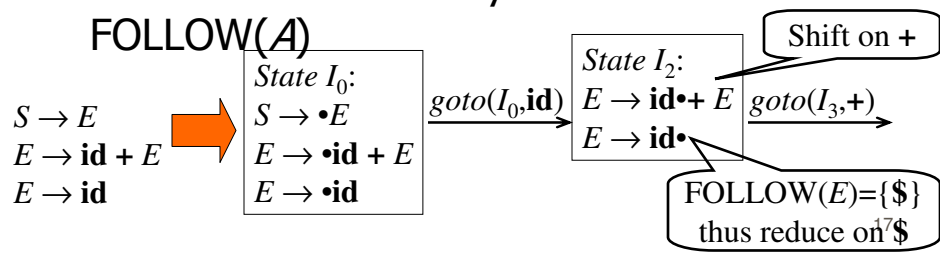
Stack	Input	Action
\$ 0	id*id+id\$	shift 5
\$ 0 id 5	*id+id\$	reduce 6 goto 3
\$ 0 F 3	*id+id\$	reduce 4 goto 2
\$ 0 T 2	*id+id\$	shift 7
\$ 0 T 2 * 7	id+id\$	shift 5
\$ 0 T 2 * 7 id 5	+id\$	reduce 6 goto 10
\$ 0 T 2 * 7 F 10	+id\$	reduce 3 goto 2
\$ 0 T 2	+id\$	reduce 2 goto 1
\$ 0 E 1	+id\$	shift 6
\$ 0 E 1 + 6	id\$	shift 5
\$ 0 E 1 + 6 id 5	\$	reduce 6 goto 3
\$ 0 E 1 + 6 F 3	\$	reduce 4 goto 9
\$ 0 E 1 + 6 T 9	\$	reduce 1 goto 1
\$ 0 E 1	\$	accept



## SLR Grammars

⌘ SLR (Simple LR): a simple extension of LR(0) shift-reduce parsing

⌘ SLR eliminates some conflicts by populating the parsing table with reductions  $A \rightarrow \alpha$  on symbols in  $\text{FOLLOW}(A)$



## SLR Parsing Table

⌘ Reductions do not fill entire rows

⌘ Otherwise the same as LR(0)

1.  $S \rightarrow E$
2.  $E \rightarrow \text{id} + E$
3.  $E \rightarrow \text{id}$

	id	+	\$	$E$
0	s2			1
1		acc		
2		s3	r3	
3	s2			4
4			r2	

Shift on +

$\text{FOLLOW}(E) = \{ \$ \}$   
thus reduce on \$

## SLR Parsing

- ⌘ An LR(0) state is a set of LR(0) items
- ⌘ An LR(0) item is a production with a • (dot) in the right-hand side
- ⌘ Build the LR(0) DFA by
  - ☒ *Closure operation* to construct LR(0) items
  - ☒ *Goto operation* to determine transitions
- ⌘ Construct the SLR parsing table from the DFA
- ⌘ LR parser program uses the SLR parsing table to determine shift/reduce operations

19

## LR(0) Items of a Grammar

- ⌘ An *LR(0) item* of a grammar  $G$  is a production of  $G$  with a • at some position of the right-hand side
- ⌘ Thus, a production  
 $A \rightarrow XYZ$   
has four items:
  - $[A \rightarrow \bullet XYZ]$
  - $[A \rightarrow X \bullet YZ]$
  - $[A \rightarrow XY \bullet Z]$
  - $[A \rightarrow XYZ \bullet]$
- ⌘ Note that production  $A \rightarrow \epsilon$  has one item  $[A \rightarrow \bullet]$

20

## **Constructing the set of LR(0) Items of a Grammar**

1. The grammar is augmented with a new start symbol  $S'$  and production  $S' \rightarrow S$
2. Initially, set  $C = \text{closure}(\{[S' \rightarrow \bullet S]\})$   
(this is the start state of the DFA)
3. For each set of items  $I \in C$  and each grammar symbol  $X \in (N \cup T)$  such that  $\text{goto}(I, X) \notin C$  and  $\text{goto}(I, X) \neq \emptyset$ , add the set of items  $\text{goto}(I, X)$  to  $C$
4. Repeat 3 until no more sets can be added to  $C$

21

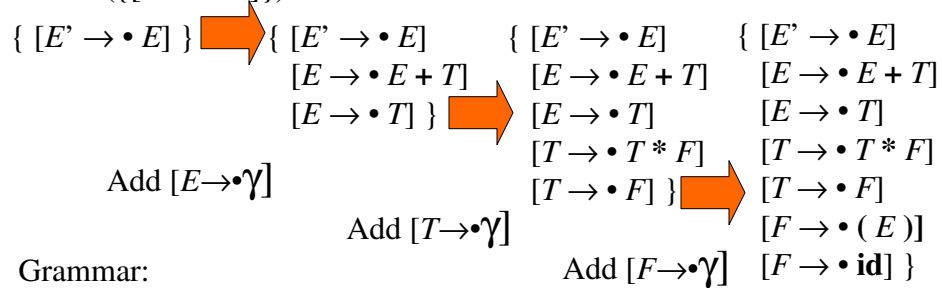
## **The Closure Operation for LR(0) Items**

1. Start with  $\text{closure}(I) = I$
2. If  $[A \rightarrow \alpha \bullet B \beta] \in \text{closure}(I)$  then for each production  $B \rightarrow \gamma$  in the grammar, add the item  $[B \rightarrow \bullet \gamma]$  to  $I$  if not already in  $I$
3. Repeat 2 until no new items can be added

22

## The Closure Operation (Example)

$closure(\{[E' \rightarrow \bullet E]\}) =$



Grammar:

$E \rightarrow E + T \mid T$

$T \rightarrow T * F \mid F$

$F \rightarrow ( E )$

$F \rightarrow id$

23

## The Goto Operation for LR(0) Items

1. For each item  $[A \rightarrow \alpha \bullet X \beta] \in I$ , add the set of items  $closure(\{[A \rightarrow \alpha X \bullet \beta]\})$  to  $goto(I, X)$  if not already there
2. Repeat step 1 until no more items can be added to  $goto(I, X)$
3. Intuitively,  $goto(I, X)$  is the set of items that are valid for the viable prefix  $\gamma X$  when  $I$  is the set of items that are valid for  $\gamma$

24

## The Goto Operation (Example 1)

Suppose  $I = \{ [E' \rightarrow \bullet E]$   
 $[E \rightarrow \bullet E + T]$   
 $[E \rightarrow \bullet T]$   
 $[T \rightarrow \bullet T * F]$   
 $[T \rightarrow \bullet F]$   
 $[F \rightarrow \bullet ( E )]$   
 $[F \rightarrow \bullet \text{id}] \}$

Then  $\text{goto}(I, E)$   
 $= \text{closure}(\{ [E' \rightarrow E \bullet, E \rightarrow E \bullet + T] \})$   
 $= \{ [E' \rightarrow E \bullet]$   
 $[E \rightarrow E \bullet + T] \}$

Grammar:  
 $E \rightarrow E + T \mid T$   
 $T \rightarrow T * F \mid F$   
 $F \rightarrow ( E )$   
 $F \rightarrow \text{id}$

25

## The Goto Operation (Example 2)

Suppose  $I = \{ [E' \rightarrow E \bullet], [E \rightarrow E \bullet + T] \}$

Then  $\text{goto}(I, +) = \text{closure}(\{ [E \rightarrow E + \bullet T] \}) = \{ [E \rightarrow E + \bullet T]$   
 $[T \rightarrow \bullet T * F]$   
 $[T \rightarrow \bullet F]$   
 $[F \rightarrow \bullet ( E )]$   
 $[F \rightarrow \bullet \text{id}] \}$

Grammar:  
 $E \rightarrow E + T \mid T$   
 $T \rightarrow T * F \mid F$   
 $F \rightarrow ( E )$   
 $F \rightarrow \text{id}$

26

## Constructing SLR Parsing Tables

1. Augment the grammar with  $S \rightarrow S$
2. Construct the set  $C = \{I_0, I_1, \dots, I_n\}$  of  $LR(0)$  items
3. If  $[A \rightarrow \alpha \bullet a \beta] \in I_i$  and  $goto(I_i, a) = I_j$  then set  $action[i, a] = \text{shift } j$
4. If  $[A \rightarrow \alpha \bullet] \in I_i$  then set  $action[i, a] = \text{reduce } A \rightarrow \alpha$  for all  $a \in \text{FOLLOW}(A)$  (apply only if  $A \neq S$ )
5. If  $[S \rightarrow S \bullet]$  is in  $I_i$  then set  $action[i, \$] = \text{accept}$
6. If  $goto(I_i, A) = I_j$  then set  $goto[i, A] = j$
7. Repeat 3-6 until no more entries added
8. The initial state  $i$  is the  $I_i$  holding item  $[S \rightarrow \bullet S]$ <sup>27</sup>

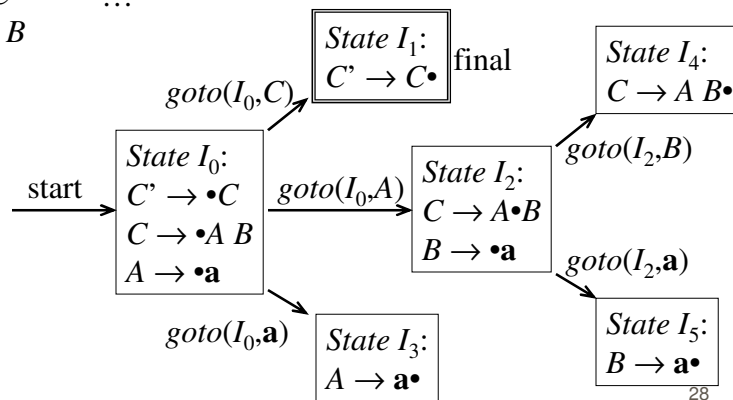
## Example SLR Grammar and LR(0) Items

Augmented grammar:

1.  $C' \rightarrow C$
2.  $C \rightarrow A B$
3.  $A \rightarrow a$
4.  $B \rightarrow a$

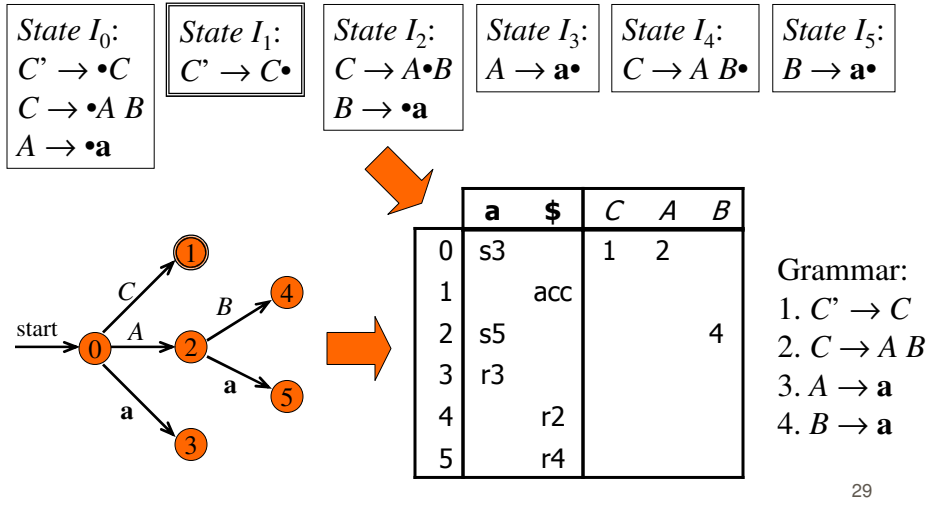
$$I_0 = \text{closure}(\{[C' \rightarrow \bullet C]\})$$

$$I_1 = \text{goto}(I_0, C) = \text{closure}(\{[C' \rightarrow C \bullet]\})$$



28

## Example SLR Parsing Table

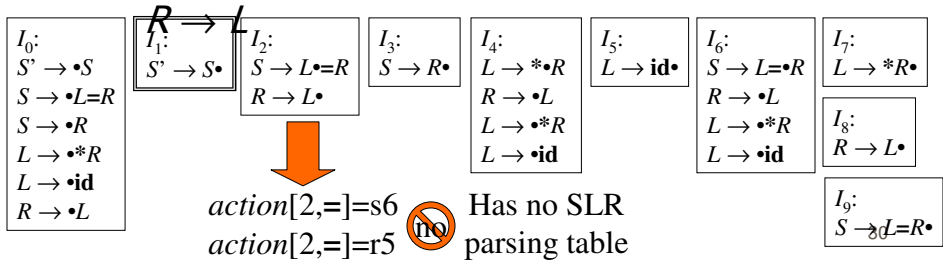


## SLR and Ambiguity

- ⌘ Every SLR grammar is unambiguous, but **not** every unambiguous grammar is SLR
- ⌘ Consider for example the unambiguous grammar

$$S \rightarrow L = R \mid R$$

$$L \rightarrow * R \mid \text{id}$$



## **LR(1) Grammars**

- ⌘ SLR too simple
- ⌘ LR(1) parsing uses lookahead to avoid unnecessary conflicts in parsing table
- ⌘ LR(1) item = LR(0) item + lookahead

LR(0) item:  
 $[A \rightarrow \alpha \cdot \beta]$

LR(1) item:  
 $[A \rightarrow \alpha \cdot \beta, a]$

31

## **LALR(1) Grammars**

- ⌘ LR(1) parsing tables have many states
- ⌘ LALR(1) parsing (Look-Ahead LR) combines LR(1) states to reduce table size
- ⌘ Less powerful than LR(1)
  - ⊗ Will not introduce shift-reduce conflicts, because shifts do not use lookaheads
  - ⊗ May introduce reduce-reduce conflicts, but seldom do so for grammars of programming languages

41

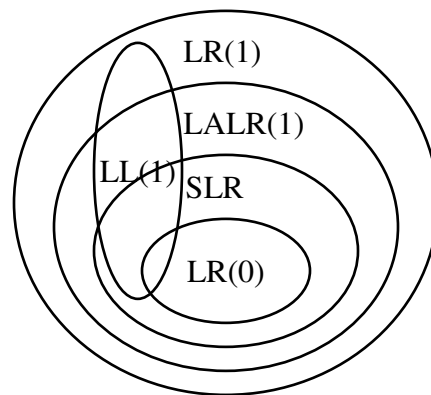


## **LL, SLR, LR, LALR Summary**

- ⌘ LL parse tables computed using FIRST/FOLLOW
  - ☒ Nonterminals  $\times$  terminals  $\rightarrow$  productions
  - ☒ Computed using FIRST/FOLLOW
- ⌘ LR parsing tables computed using closure/goto
  - ☒ LR states  $\times$  terminals  $\rightarrow$  shift/reduce actions
  - ☒ LR states  $\times$  terminals  $\rightarrow$  goto state transitions
- ⌘ A grammar is
  - ☒ LL(1) if its LL(1) parse table has no conflicts
  - ☒ SLR if its SLR parse table has no conflicts
  - ☒ LALR(1) if its LALR(1) parse table has no conflicts
  - ☒ LR(1) if its LR(1) parse table has no conflicts

46

## **LL, SLR, LR, LALR Grammars**



47

## ***Error Detection in LR Parsing***

- ⌘ Canonical LR parser uses full LR(1) parse tables and will never make a single reduction before recognizing the error when a syntax error occurs on the input
- ⌘ SLR and LALR may still reduce when a syntax error occurs on the input, but will never shift the erroneous input symbol

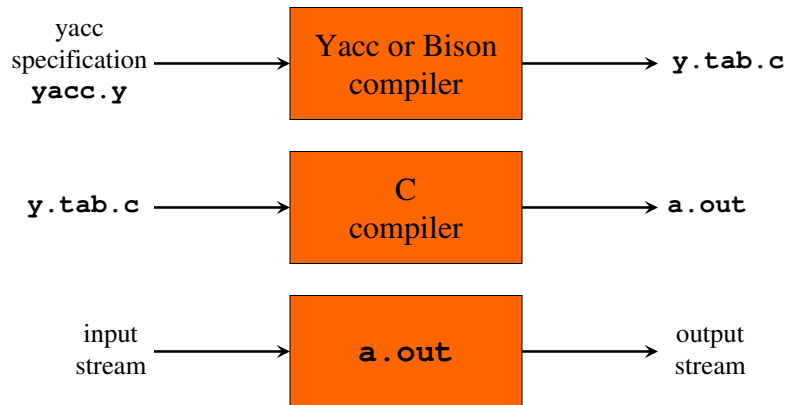
50

## ***ANTLR, Yacc, and Bison***

- ⌘ *ANTLR* tool generates LL( $k$ ) parsers
- ⌘ *Yacc* (Yet Another Compiler Compiler) generates LALR(1) parsers
- ⌘ *Bison* (*Yacc* improved)

52

## Creating an LALR(1) Parser with Yacc/Bison



53

## Yacc Specification

- ⌘ A *yacc specification* consists of three parts:
  - yacc declarations, and C declarations* in `%{ %}`
  - `%%`
  - translation rules*
  - `%%`
  - user-defined auxiliary procedures*
- ⌘ *Translation rules* are grammar productions and actions:
  - production*<sub>1</sub> { *semantic action*<sub>1</sub> }
  - production*<sub>2</sub> { *semantic action*<sub>2</sub> }
  - ...
  - production*<sub>n</sub> { *semantic action*<sub>n</sub> }

54

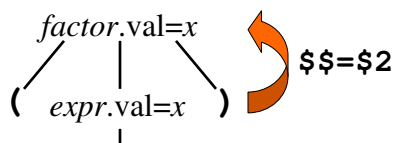
## Writing a Grammar in Yacc

- ⌘ Productions in Yacc are of the form
 
$$\begin{aligned} \textit{Nonterminal} & : \textit{tokens/nonterminals} \{ \\ \textit{action} & \} \\ & | \textit{tokens/nonterminals} \{ \textit{action} \} \\ & \dots \\ & ; \end{aligned}$$
- ⌘ Tokens that are single characters can be used directly within productions, e.g. '+'
- ⌘ Named tokens must be declared first in the declaration part using
 
$$\%token \textit{TokenName}$$

55

## Synthesized Attributes

- ⌘ Semantic actions may refer to values of the *synthesized attributes* of terminals and nonterminals in a production:
 
$$X : Y_1 Y_2 Y_3 \dots Y_n \{ \textit{action} \}$$
  - ☒ \$\$ refers to the value of the attribute of  $X$
  - ☒ \$ $i$  refers to the value of the attribute of  $Y_i$
- ⌘ For example
 
$$\textit{factor} : \textit{'(' expr ')' } \{ \textit{\$\$=\$2; } \}$$



56

## Example 1

```

%{ #include <ctype.h> %}
%token DIGIT
%%
line : expr '\n'      { printf("%d\n", $1); }
;
expr : expr '+' term  { $$ = $1 + $3; }
    | term             { $$ = $1; }
;
term : term '*' factor { $$ = $1 * $3; }
    | factor          { $$ = $1; }
;
factor : '(' expr ')' { $$ = $2; }
      | DIGIT        { $$ = $1; }
;
%%
int yylex()
{ int c = getchar();
  if (isdigit(c))
  { yylval = c-'0';
    return DIGIT;
  }
  return c;
}

```

Also results in definition of **#define DIGIT xxx**

Attribute of **term** (parent)

Attribute of **factor** (child)

Attribute of token (stored in **yylval**)

Example of a very crude lexical analyzer invoked by the parser

57

## Dealing With Ambiguous Grammars

- ⌘ By defining operator precedence levels and left/right associativity of the operators, we can specify ambiguous grammars in Yacc, such as  $E \rightarrow E+E \mid E-E \mid E^*E \mid E/E \mid (E) \mid -E \mid \text{num}$
- ⌘ To define precedence levels and associativity in Yacc's declaration part:
 

```

%left '+' '-'
%left '*' '/'
%right UMINUS

```

58

## Example 2

```
%{
#include <ctype.h>
#include <stdio.h>
#define YYSTYPE double
%}
%token NUMBER
%left '+' '-'
%left '*' '/'
%right UMINUS
%%
lines : lines expr '\n'      { printf("%g\n", $2); }
      | lines '\n'
      | /* empty */
      ;
expr  : expr '+' expr      { $$ = $1 + $3; }
      | expr '-' expr      { $$ = $1 - $3; }
      | expr '*' expr      { $$ = $1 * $3; }
      | expr '/' expr      { $$ = $1 / $3; }
      | '(' expr ')'       { $$ = $2; }
      | '-' expr %prec UMINUS { $$ = -$2; }
      | NUMBER
      ;
%%
```

Double type for attributes  
and `yylval`

59

## Example 2 (cont'd)

```
%%
int yylex()
{ int c;
  while ((c = getchar()) == '\n')
    ;
  if ((c == '.') || isdigit(c))
  { ungetc(c, stdin);
    scanf("%lf", &yylval);
    return NUMBER;
  }
  return c;
}
int main()
{ if (yyparse() != 0)
  { fprintf(stderr, "Abnormal exit\n");
    return 0;
  }
}
int yyerror(char *s)
{ fprintf(stderr, "Error: %s\n", s);
}
}
```

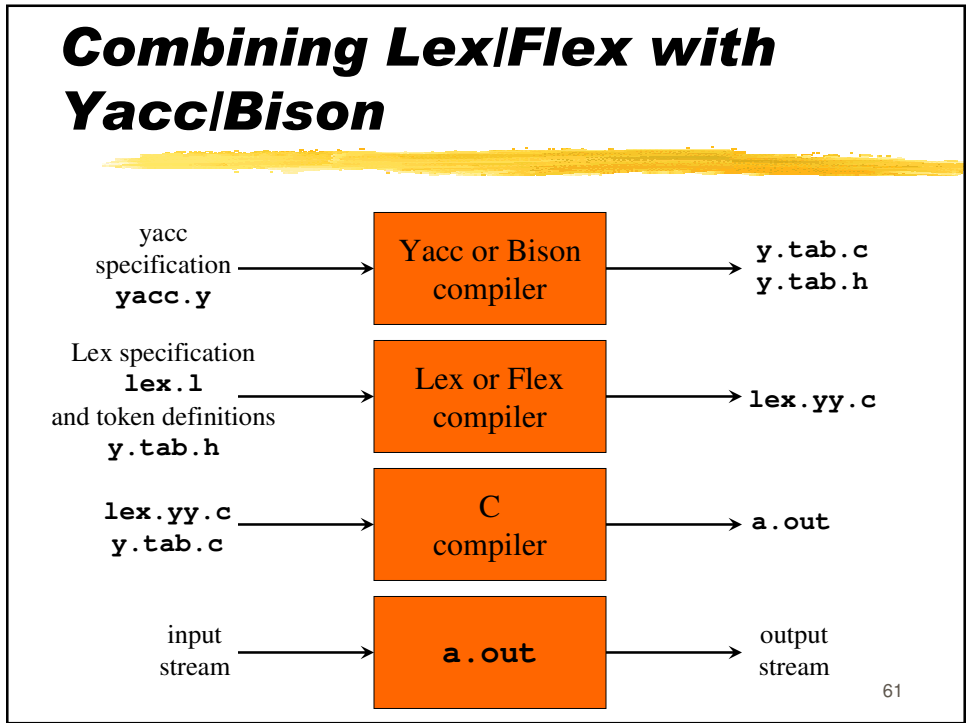
Crude lexical analyzer for  
fp doubles and arithmetic  
operators

Run the parser

Invoked by parser  
to report parse errors

60

# Combining Lex/Flex with Yacc/Bison



61

## Lex Specification for Example 2

```

%option noyywrap
%{
#include "y.tab.h"
extern double yylval;
%}
number [0-9]+\.[0-9]*|[0-9]*\.[0-9]+
%%
[ ]          { /* skip blanks */ }
{number}    { sscanf(yytext, "%lf", &yylval);
              return NUMBER;
            }
\n|.        { return yytext[0]; }
  
```

Generated by Yacc, contains #define NUMBER xxx

Defined in y.tab.c

```

yacc -d example2.y
lex example2.l
gcc y.tab.c lex.yy.c
./a.out
  
```

```

bison -d -y example2.y
flex example2.l
gcc y.tab.c lex.yy.c
./a.out
  
```

62

# Error Recovery in Yacc

```
%{
...
}%
...
%%
lines : lines expr '\n'      { printf("%g\n", $2; }
      | lines '\n'
      | /* empty */
      | error '\n'
...
;
```

Error production:  
set error mode and  
skip input until newline

Reset parser to normal mode